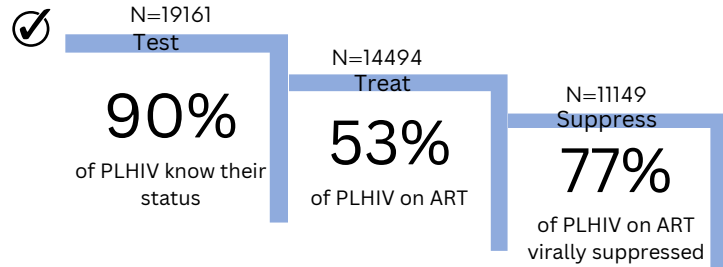
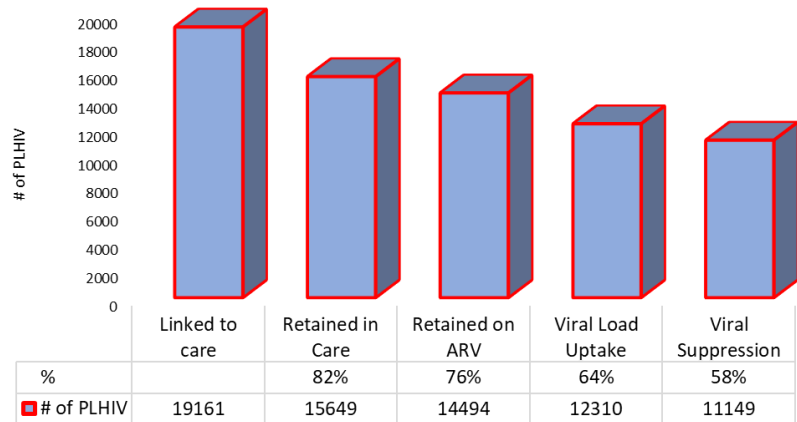
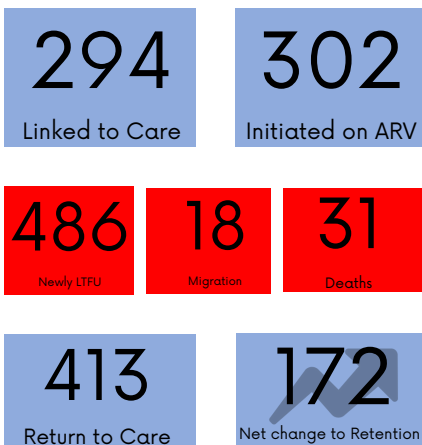


90-90-90 TARGET



PERIOD: OCT – DEC 2022



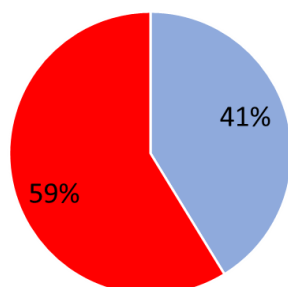
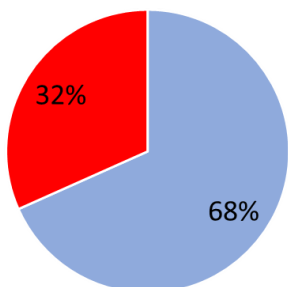
Net change to Retention= (Linked to care + Return to care) - (Newly LTFU + Migration + Deaths)

CLIENTS RETAINED ON FIRST LINE REGIMEN

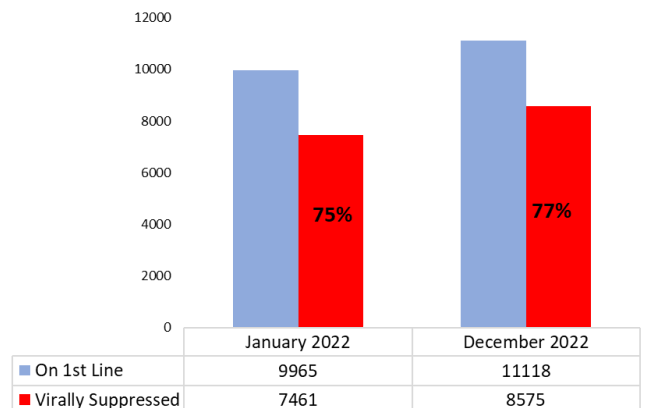
JANUARY 2022

DECEMBER 2022

■ Retained on Non-DTG ■ Retained on DTG ■ Retained on Non-DTG ■ Retained on DTG



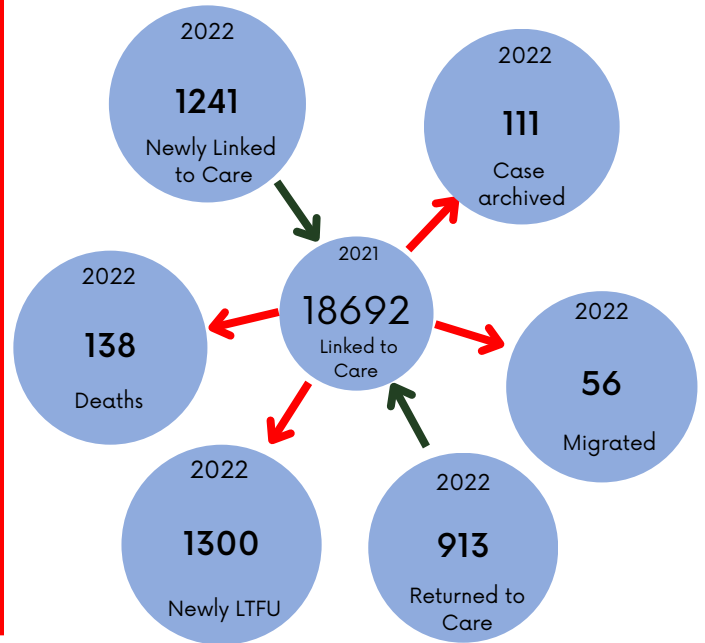
VIRAL SUPPRESSION RATE FOR CLIENTS RETAINED ON FIRST LINE REGIMEN



EMTCT 2022 SUMMARY

Indicator	Target	Actual
At least one ANC Visit	95%	89.4%
Women who delivered & were tested for syphilis	95%	95.8%
Maternal Syphilis appropriately treated	95%	90.7%
Women who delivered & were tested for HIV	95%	95.9%
WLHIV On ART to prevent MTCT	95%	97%
MTCT		
New HIV infection	0.3	0.1
New Congenital Syphilis	0.5	0.8

STATUS OF LINKED TO CARE



YEAR TO DATE REVIEW

Jan 2022-Dec 2022

A total of 1241 PLHIV were linked to care. The following data is a review of that cohort

Proportion **linked to care within 4 weeks of Dx** of those linked to care

Linkage



77%

Proportion **linked with baseline CD4** of those linked to care

Baseline CD4



68%

Proportion of PLHIV linked to care who are **not yet on ARV** at the time of reporting

Not yet on ARV



2%

Proportion **overdue for VL testing** of those linked to care

VL Overdue



8%

Proportion **LTFU** at the time of reporting of those of those linked to care

LTFU



8%

Upcoming Events

Quarterly Performance Review SRHA
 Quarterly Performance Review NERHA
 Quarterly Performance Review WRHA
 Quarterly Performance Review SERHA

April 13, 2023
 April 24, 2023
 April 25, 2023
 April 27-28, 2023