



STRATEGIC INFORMATION QUARTERLY BULLETIN



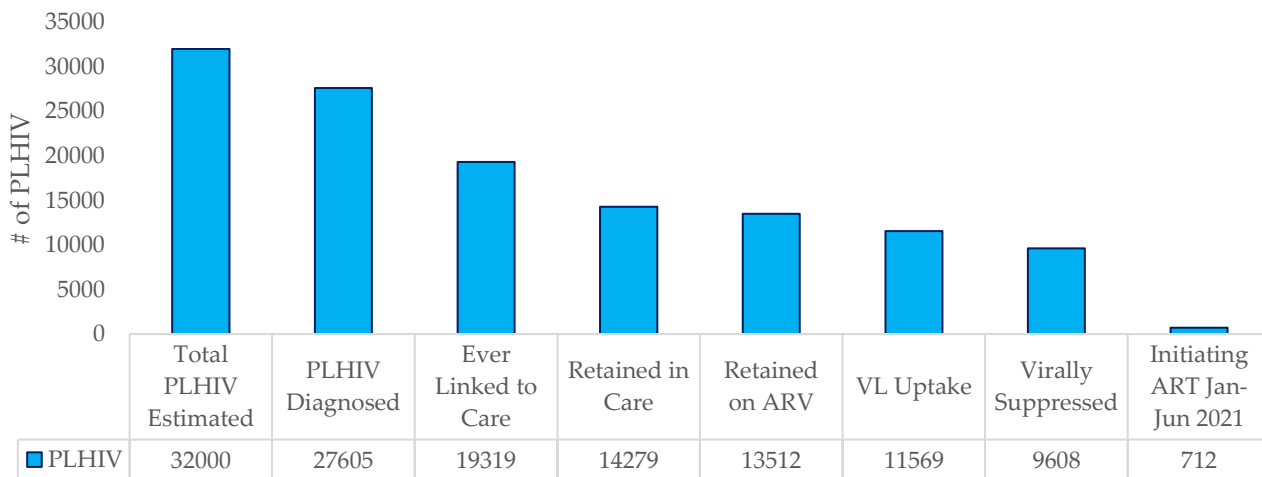
HIV/STI/TB UNIT

June 2021

Volume 1, Quarter 2

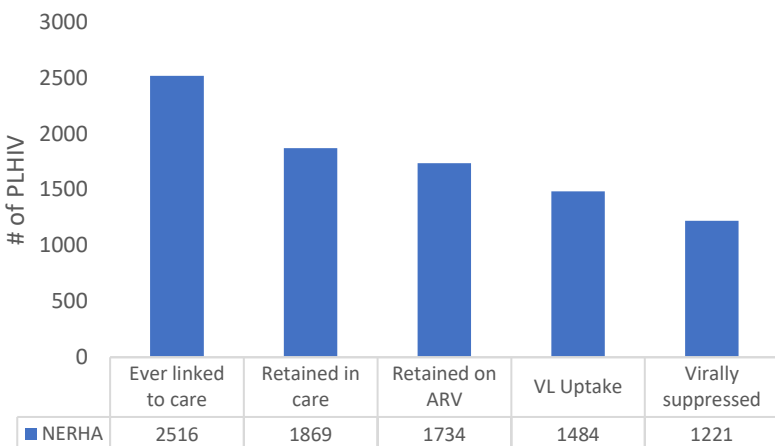
Section 1: National HIV Treatment Cascade Summary

National Cascade as at June 2021

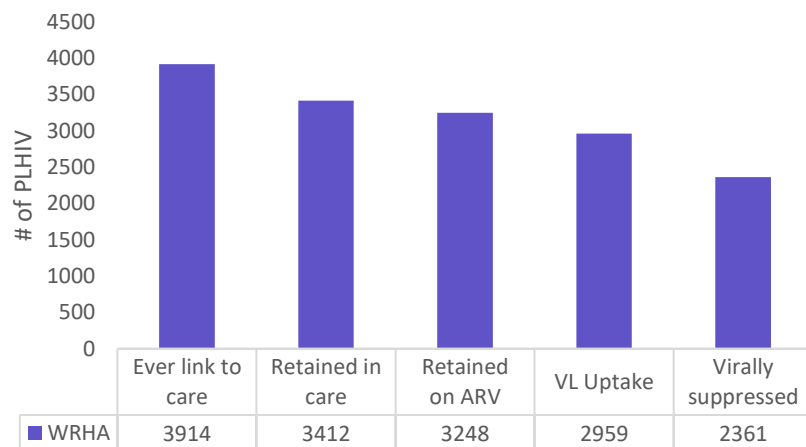


Treatment cascade representing the nationally important indicators of all clients in care along the continuum of care. It shows that 45% of all PLHIV are currently receiving care and 30% of all PLHIV are virally suppressed. 712 clients started ART during the period Jan 2021- June 2021.

Northeast Region Treatment Cascade June 2021

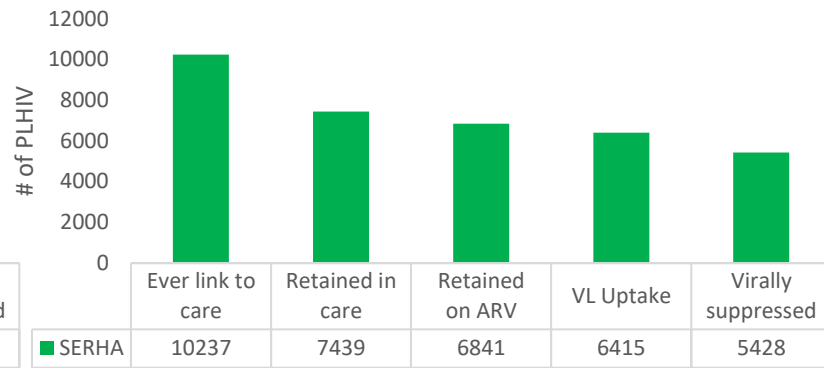
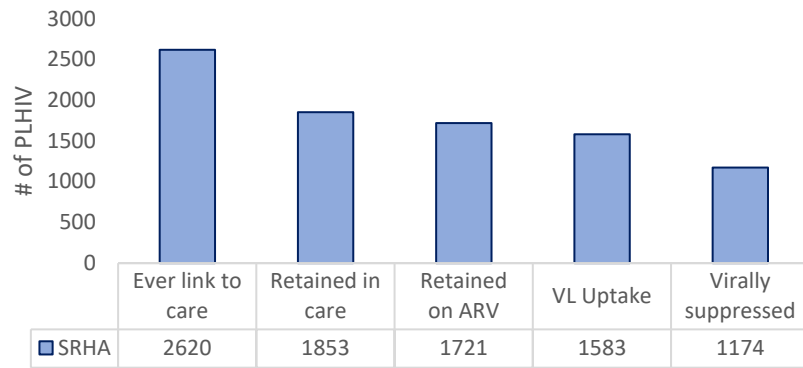


Western Region Treatment Cascade June 2021

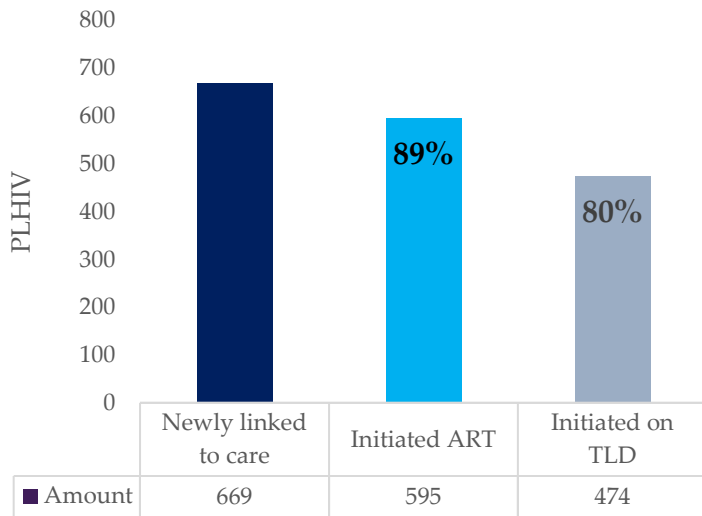


Southern Region Treatment Cascade June 2021

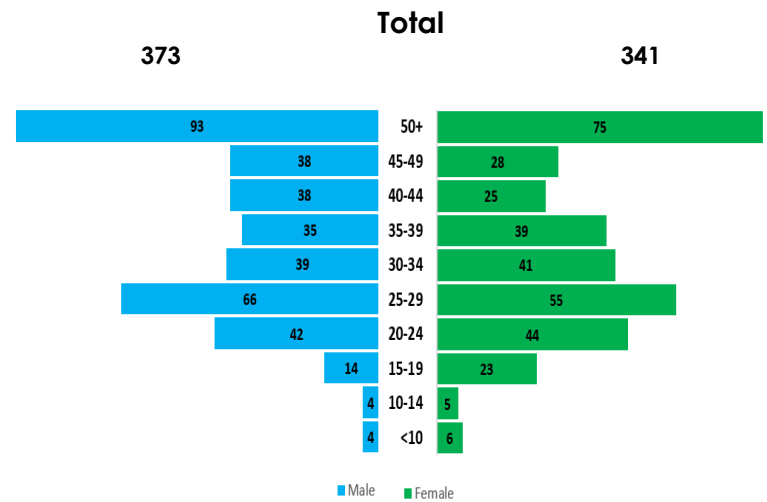
Southeast Region Treatment Cascade June 2021



Section 2: Second 90- Patients in HIV care and treatment



Of the clients newly linked to care in 2021; 595 started ART and 80% of that number were initiated on TLD



Patients initiated on ART Jan-Jun 2021 (N=714)

A total of 714 clients started ART in the first 2 quarters of 2021 irrespective of the date they were linked to care.

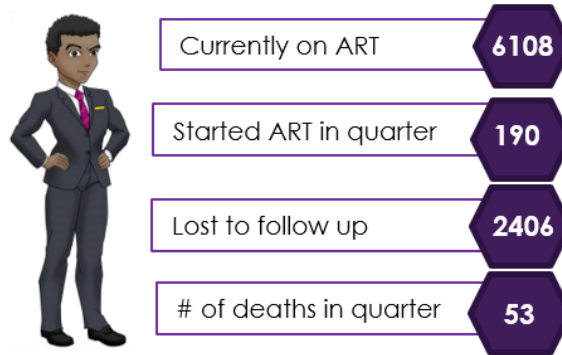
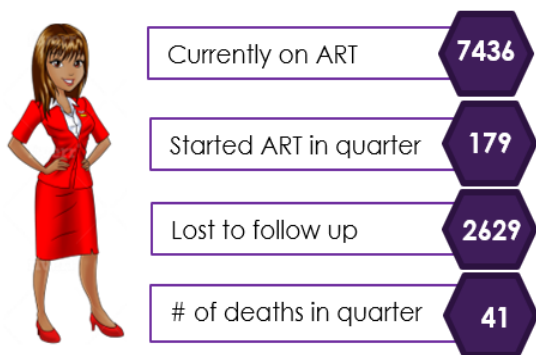
INDICATOR SUMMARY

Patient records uploaded as at the end of June 2021

Indicator	Quarter 1	Quarter 2
Started on ART	345*	369
Lost to follow up (Cumulative)	4808	5035
Deaths	98*	94
Active (retained in care)	14363	14279
Linked to care	19171	19317
% Retained in care	75%	74%

Summary of all treatment indicators for PLHIV in Jamaica for 2021

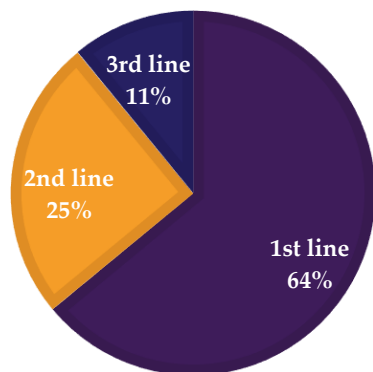
*represents updated figures from previous bulletin due to delayed data entry



Quarter 2 national program indicators disaggregated by gender

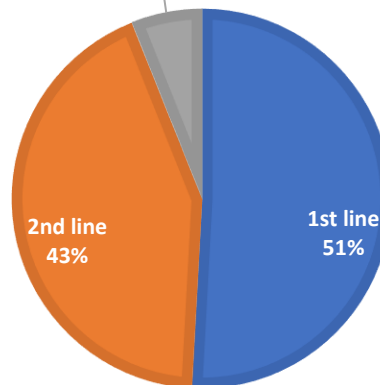
Section 3: Third 90- Viral suppression

Adult Regimen Distribution



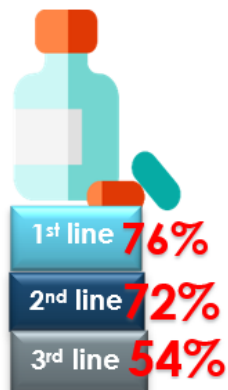
A greater number of clients (64%) on adult regimen are on 1st line ART

Pediatric Regimen Distribution(Ages 0-9)



A greater number of paediatric clients (51%) are on 1st line ARV treatment

% Suppression by line for Adult Regimen



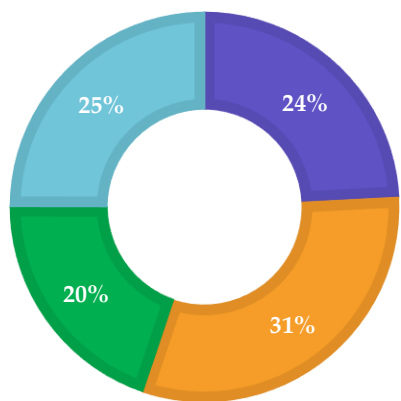
Most adult clients who are suppressed are on 1st line ART

% Suppression by line for Paediatric Regimen



Most of the paediatric clients who are suppressed are on 1st line ART

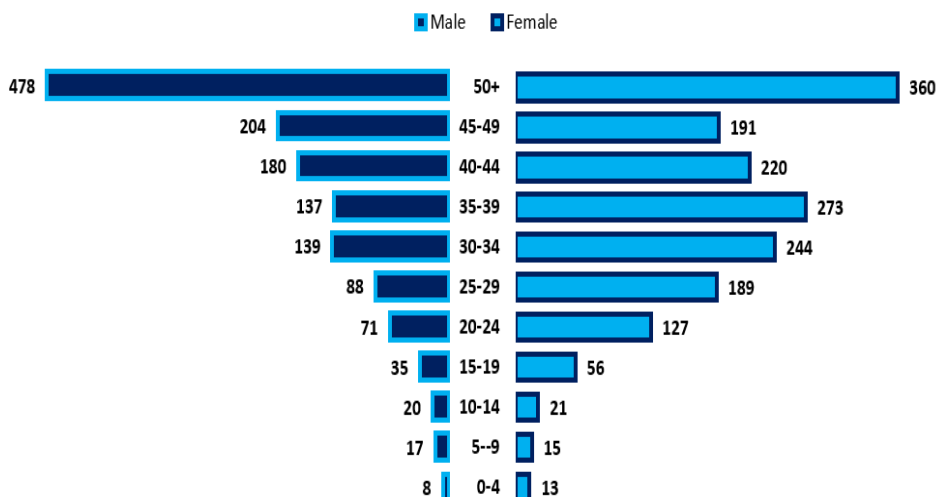
% of Patients on ART and unsuppressed by RHAs



■ NERHA ■ SRHA ■ SERHA ■ WRHA

The highest % of clients who are on treatment and unsuppressed are from the Southern Regional Health Authority

Patients on ART and unsuppressed in quarter 1 (n =3086)

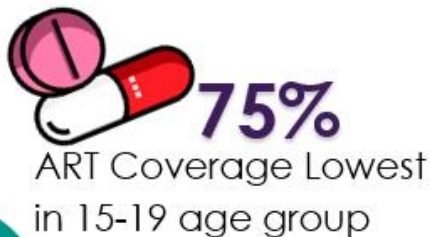


The highest number of clients who are on treatment and unsuppressed are females (1377)

Indicator Trends



Retention Rate Lowest in 15-35 age group



69% Suppression Rate Lowest in under 40 age group

