



# STRATEGIC INFORMATION QUARTERLY BULLETIN

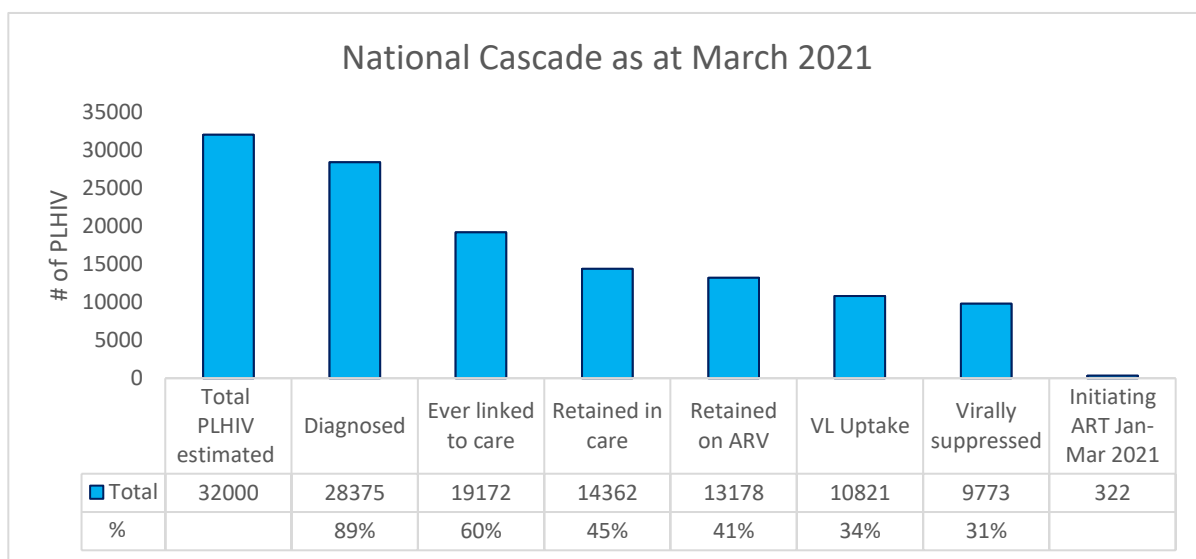
HIV/STI/TB UNIT

April 2021

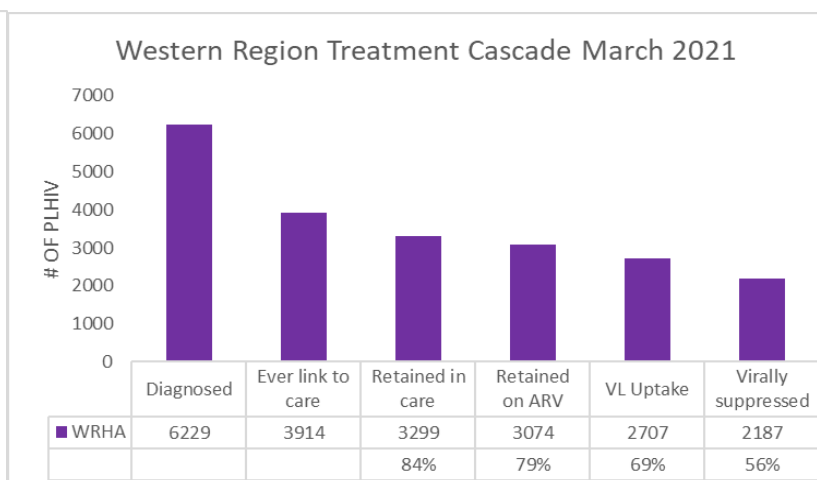
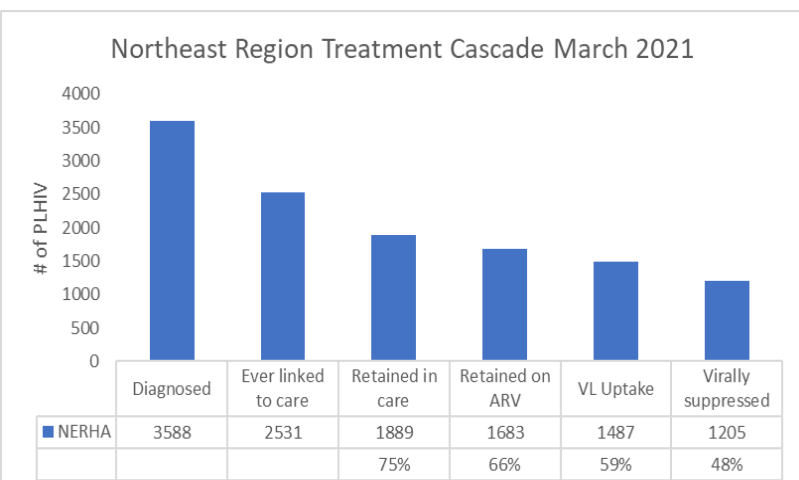
Volume 1, Quarter 1



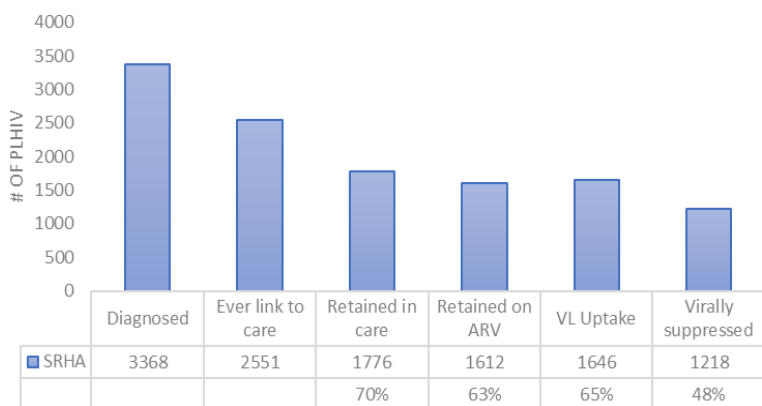
## Section 1: National HIV Treatment Cascade Summary



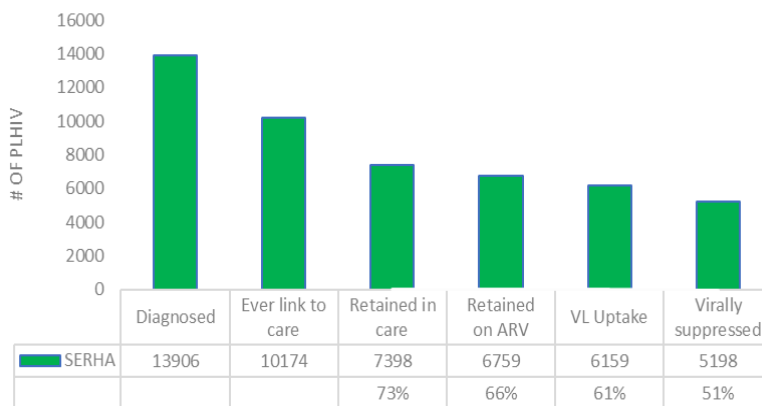
Treatment cascade representing the nationally important indicators of all clients in care along the continuum of care. It shows that 45% of all PLHIV are currently receiving care and 31% of all PLHIV are virally suppressed. 322 clients started ART during the period Jan 2021- March 2021.



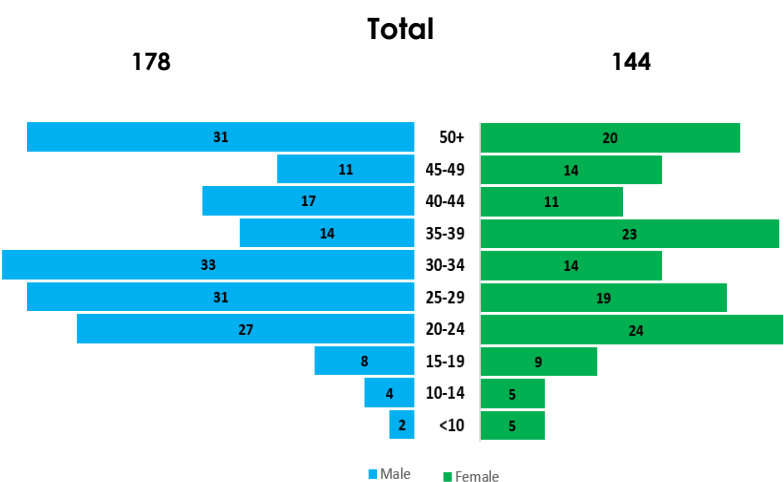
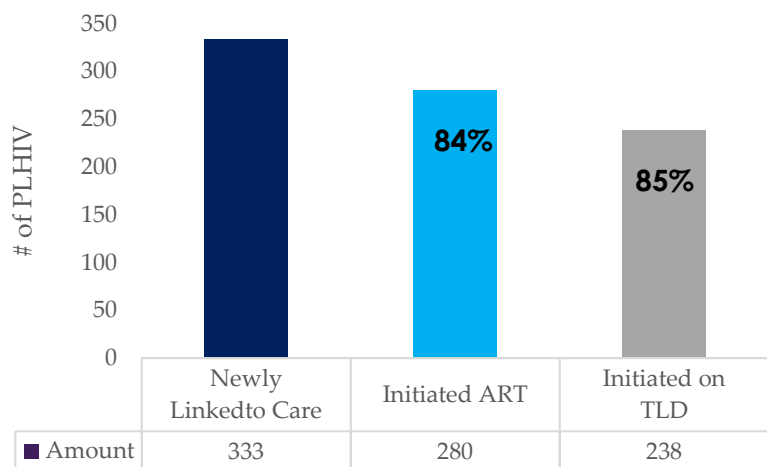
Southern Region Treatment Cascade March 2021



Southeast Region Treatment Cascade March 2021



**Section 2: Second 90- Patients in HIV care and treatment**



Of the clients newly linked to care in the first quarter; 280 started ART and 85% of that number were initiated on TLD

Patients initiated on ART in quarter 1 (N=322)

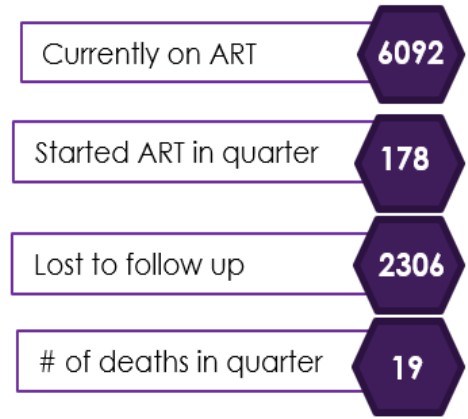
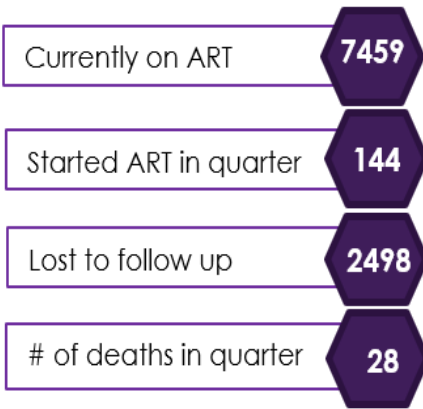
A total of 322 clients started ART in the first quarter of 2021 irrespective of the date they were linked to care.

**INDICATOR SUMMARY**

Patient records uploaded as at the end of March 2021

Indicator	January	February	March
Started on ART	119	88	115
Lost to follow up (cumulative)	4793	4799	4808
Death	14	21	12
Active (retained in care)	14223	14330	14363
Linked to care	19017	19131	19172
% Retained in care	75%	75%	75%

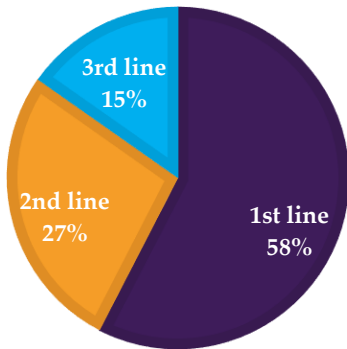
Monthly summary of all treatment indicators for PLHIV in Jamaica



National program indicators disaggregated by gender

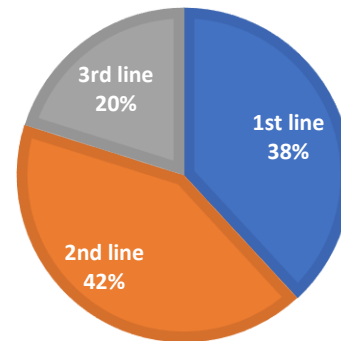
### Section 3: Third 90- Viral suppression

#### Adult Regimen Distribution



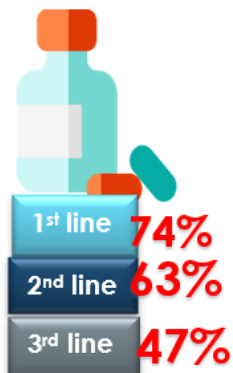
A greater number of clients (58%) on adult regimen are on 1<sup>st</sup> line ART

#### Pediatric Regimen Distribution(Ages 0-9)



A greater number of paediatric clients (42%) are on 2<sup>nd</sup> line ARV treatment

#### % Suppression by line for Adult Regimen



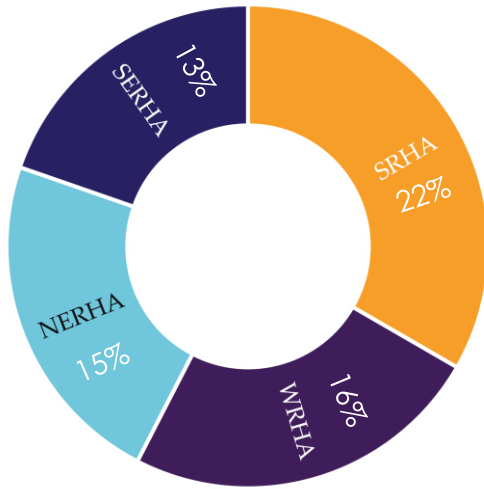
Most adult clients who are suppressed are on 1<sup>st</sup> line ART

#### % Suppression by line for Paediatric Regimen



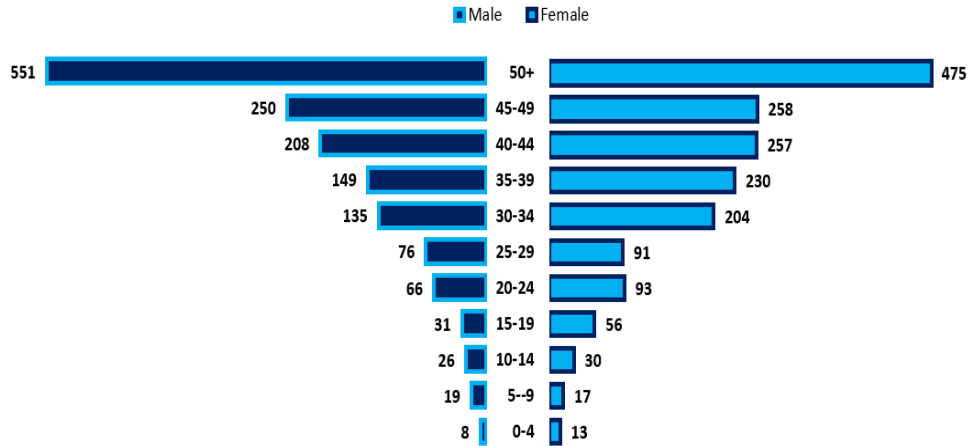
Most of the paediatric clients who are suppressed are on 2<sup>nd</sup> line ART

## % of Patients on ART and unsuppressed



The highest % of clients who are on treatment and unsuppressed are from the Southern Regional Health Authority

## Patients on ART and unsuppressed in quarter 1 (n =3405)



The highest number of clients who are on treatment and unsuppressed are females (1886)

## Indicator Trends

