

**MINISTRY OF HEALTH
NATIONAL HIV/STI PROGRAM
JAMAICA HIV/AIDS EPIDEMIC UPDATE
January to December 2011**



**HIV EPIDEMIC UPDATE:
FACTS & FIGURES 2011**



**National HIV/STI
Programme**

**MINISTRY OF HEALTH
NATIONAL HIV/STI PROGRAM
JAMAICA HIV/AIDS EPIDEMIC UPDATE
January to December 2011**

Note:

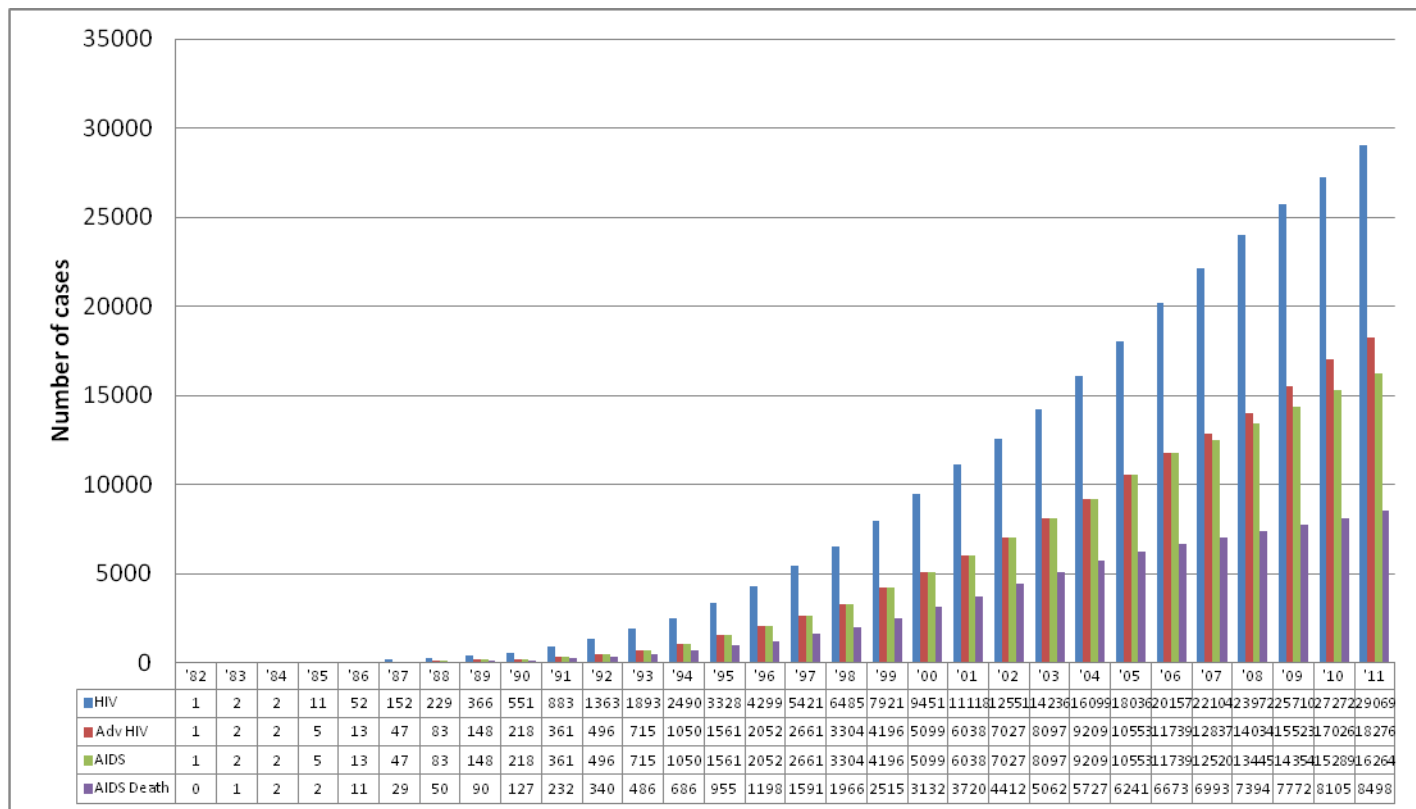
In this surveillance report, *HIV* cases include persons reported with HIV infection (non-AIDS), advanced HIV (non-AIDS) and AIDS within a given year. The data do not include HIV-infected persons who have not been tested for HIV or persons whose positive test results have not been reported to the Ministry of Health.

HIV/AIDS cases

In Jamaica, it is estimated that 32,000 persons are living with HIV and as many as 50% are unaware of their status.

- Between January 1982 and December 2011, twenty nine thousand and sixty nine (29069) cases of HIV were reported to the Ministry of Health.

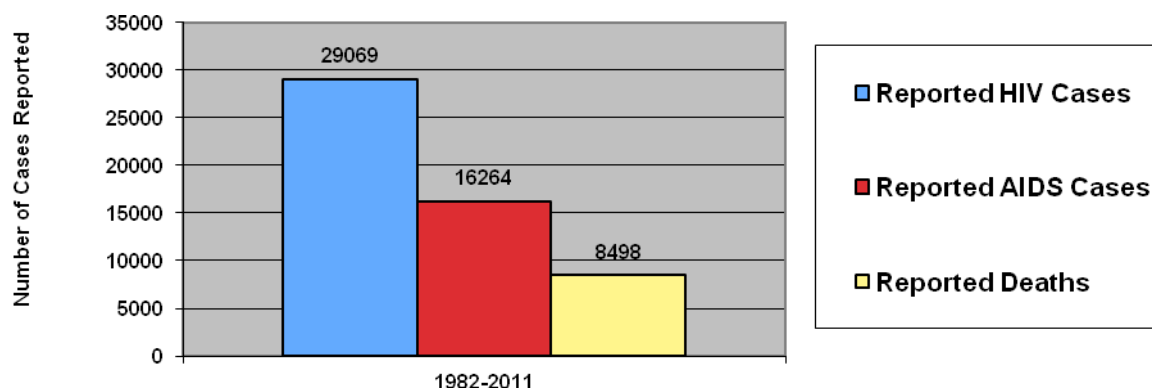
Figure 1: Cumulative number of reported HIV/AIDS cases and deaths, 1982 to 2011



**MINISTRY OF HEALTH
NATIONAL HIV/STI PROGRAM
JAMAICA HIV/AIDS EPIDEMIC UPDATE
January to December 2011**

- Of these 29,069 persons, 8,498 are known to be deceased.

Figure 2: Total HIV, AIDS and AIDS deaths reported, 1982-2011



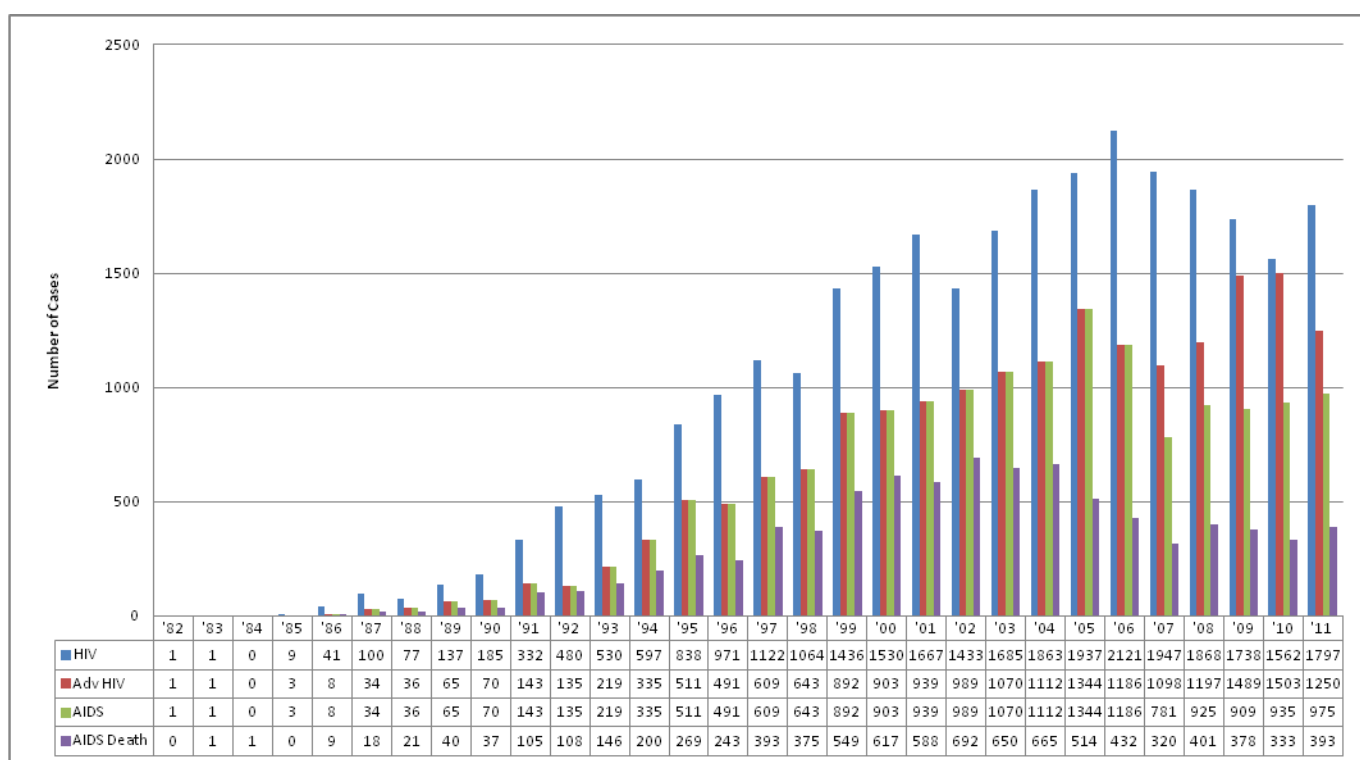
- Kingston & St. Andrew, St. James, and St. Catherine, with 50% of the Jamaican population, account for 56% of reported HIV cases. This distribution remains unchanged from 2010.
- The most urbanized parishes have the highest cumulative number of reported HIV cases: Kingston & St. Andrew – 1570.1 cases per 100,000 persons, and St. James – 2094.6 HIV cases per 100,000 persons.
- Parishes with significant Tourism based economies have the next highest level of cumulative number of reported HIV cases since the start of the epidemic: 1162.5 cases per 100,000 persons in St Ann, 1058.3 cases per 100,000 persons in Westmoreland, 1033.1 cases per person in Hanover, 994.8 cases per person in Trelawny.
- All 4 parishes that comprise the Western Region are counted among those with the highest cumulative number of HIV cases.
- Six parishes had an increase in HIV cases reported in 2011. The percentage increase in the number of reported cases range from 10% in Westmoreland to 116% in St Mary)

**MINISTRY OF HEALTH
NATIONAL HIV/STI PROGRAM
JAMAICA HIV/AIDS EPIDEMIC UPDATE
January to December 2011**

AIDS cases and deaths

- The total number of reported AIDS cases in Jamaica between January 1982 and December 2011 is 16,264.

Figure 3: Reported cases and deaths annually in Jamaica, 1982 -2011



Jamaica has successfully increased access to treatment and care services; however, analysis of data related to retention in care has shown increased loss-to-follow-up among patients on HAART. Failure to adhere to treatment and care is a barrier to further reducing AIDS morbidity and mortality.

- In 2011, one thousand two hundred and fifty (1250) persons with advanced HIV (661 males and 589 females) were reported compared to 1503 in 2010.

MINISTRY OF HEALTH
NATIONAL HIV/STI PROGRAM
JAMAICA HIV/AIDS EPIDEMIC UPDATE
January to December 2011

In July 2005, the National HIV/STI Programme began monitoring cases of advanced HIV to reflect the need for treatment at an earlier stage of disease. Persons with advanced HIV include persons with CD4 count < 350. Figures reported for AIDS cases between July 2005 and December 2007 include persons with advanced HIV.

- The total number of reported AIDS deaths in Jamaica between January 1982 and December 2011 is eight thousand four hundred and ninety eight (8498).
- Overall, the number of reported AIDS deaths has decreased since the introduction of public access to ARVs. Three hundred and thirty-three (393) AIDS deaths (234 males and 159 females) were reported in 2011 compared to 665 in 2004. This represents a 41% decrease in AIDS deaths since the inception of Universal Access to ARVs in 2004, and a 33% decrease when compared to 2001 (588 AIDS deaths).
- The number of deaths reported in St Catherine (37 deaths) represents a 62% decline since the introduction of ARVs in the public sector. However, reported deaths in Manchester and St Elizabeth increased and represent the highest number of deaths for these parishes (16 and 20, respectively) since the introduction of ARVs.
- The proportion of reported cases from the most urbanised parishes has decreased in recent years. Fifty-seven percent (57%) of reported AIDS cases in 2011 were from the most urbanized parishes (KSA, St. Catherine, and St. James). This proportion remains the same as 2010, but has decreased from 70% of cases in 2008 and 60% in 2009.

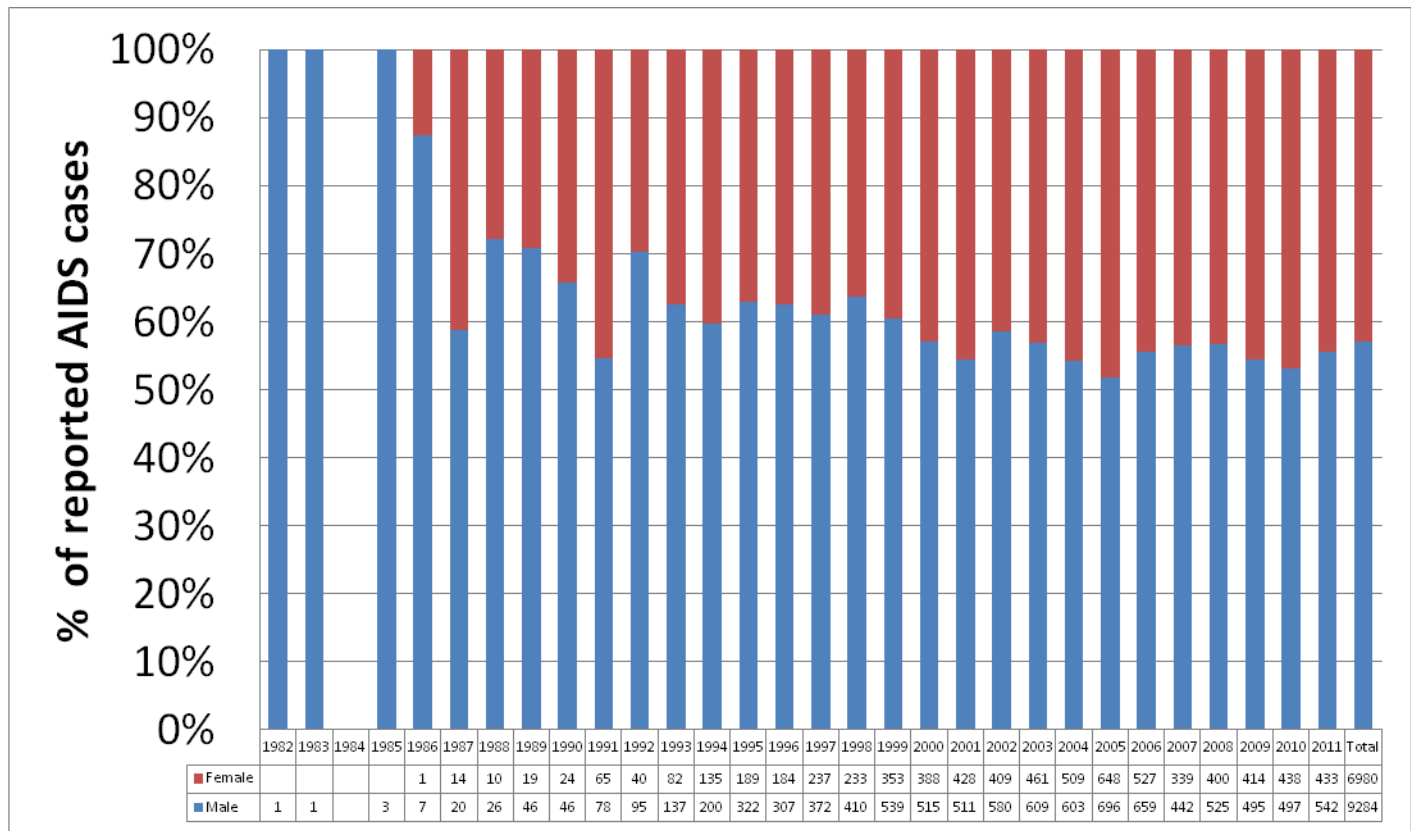
The significant decrease in AIDS deaths and cases is attributed to the introduction of public access to antiretroviral treatment in 2004, scaling up of the national VCT programme allowing for earlier diagnosis, availability of prophylaxis against opportunistic infections and improved laboratory capacity to conduct investigations such as CD4 counts, viral load and PCRs. These factors have resulted in a general improved quality of care.

**MINISTRY OF HEALTH
NATIONAL HIV/STI PROGRAM
JAMAICA HIV/AIDS EPIDEMIC UPDATE
January to December 2011**

Gender, Age and AIDS

- The overall male:female ratio for persons reported with AIDS is 1.33:1, and the ratio of men:women reported in 2011 is 1.25:1. The cumulative AIDS case rates are higher among males (689.3 cases per 100,000) compared to females (504.9 cases per 100,000 females).
- Approximately 74% of all AIDS cases reported 1982 - 2011 are in the 20-49 year old age group and 86% of all AIDS cases reported 1982 - 2011 are between 20 and 60 years old.

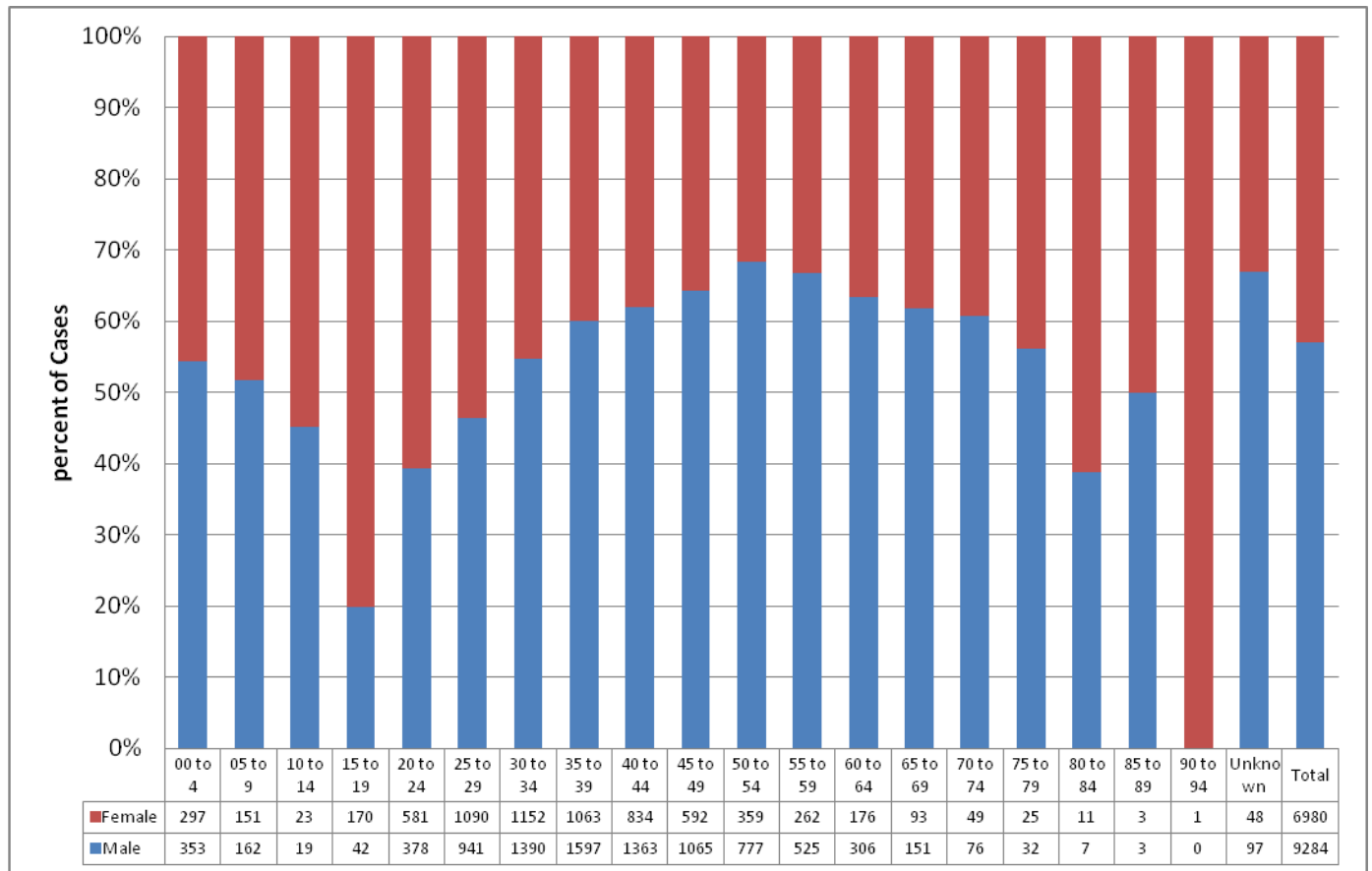
Figure 4: Annual Female:Male distribution of reported AIDS cases, 1982 – 2011



- Although the epidemic affects more men than women, over time females are accounting for an increased proportion of the AIDS cases that are reported annually.

**MINISTRY OF HEALTH
NATIONAL HIV/STI PROGRAM
JAMAICA HIV/AIDS EPIDEMIC UPDATE
January to December 2011**

Figure 5: Female:Male distribution of reported AIDS cases by 5 year age groups, 1982 – 2011, Cumulative



- There is variation in the gender distribution of reported AIDS cases across the lifespan. Females account for the larger share of cases in the 10 – 29 and the 15 to 19 age groups, four times as many young women have been reported with AIDS than young men; Adult males account for a larger proportion of the cases reported in the 30 to 79 age group.
- Cumulatively, the number of AIDS cases reported among 20-24 year olds (959cases) is over 4.52 times the number of cases reported among 15-19 year olds (212 cases).

**MINISTRY OF HEALTH
NATIONAL HIV/STI PROGRAM
JAMAICA HIV/AIDS EPIDEMIC UPDATE
January to December 2011**

Transmission of HIV

- In Jamaica, HIV is primarily transmitted through sexual intercourse. Among all reported adult HIV cases on whom data about sexual practices are available (77% of cases), heterosexual practice is reported by 95% of persons.
- In 2011, the sexual practice of 44% of men reported with HIV (and 41% of men reported with AIDS) was unknown. This is due to inadequate investigation and reporting of cases as well as unwillingness among men who engage in sex with other men to disclose their sexual practices. Of the total number of men reported with HIV, 4% (595) were identified as Bisexual and 3.5% (494) identified as Homosexual.
- Among reported HIV cases on whom risk data are available, the main risk factors are multiple sex partners, history of STIs, crack/cocaine use, and sex with sex workers. ‘No high risk behaviour’ was reported for a significant proportion of HIV cases and this may represent persons who have one sex partner who was HIV infected by another partner (Table 1).

Table 1: Reported risk behaviours among adults with HIV (1982 – Dec 2010 cumulative)

N= 19233

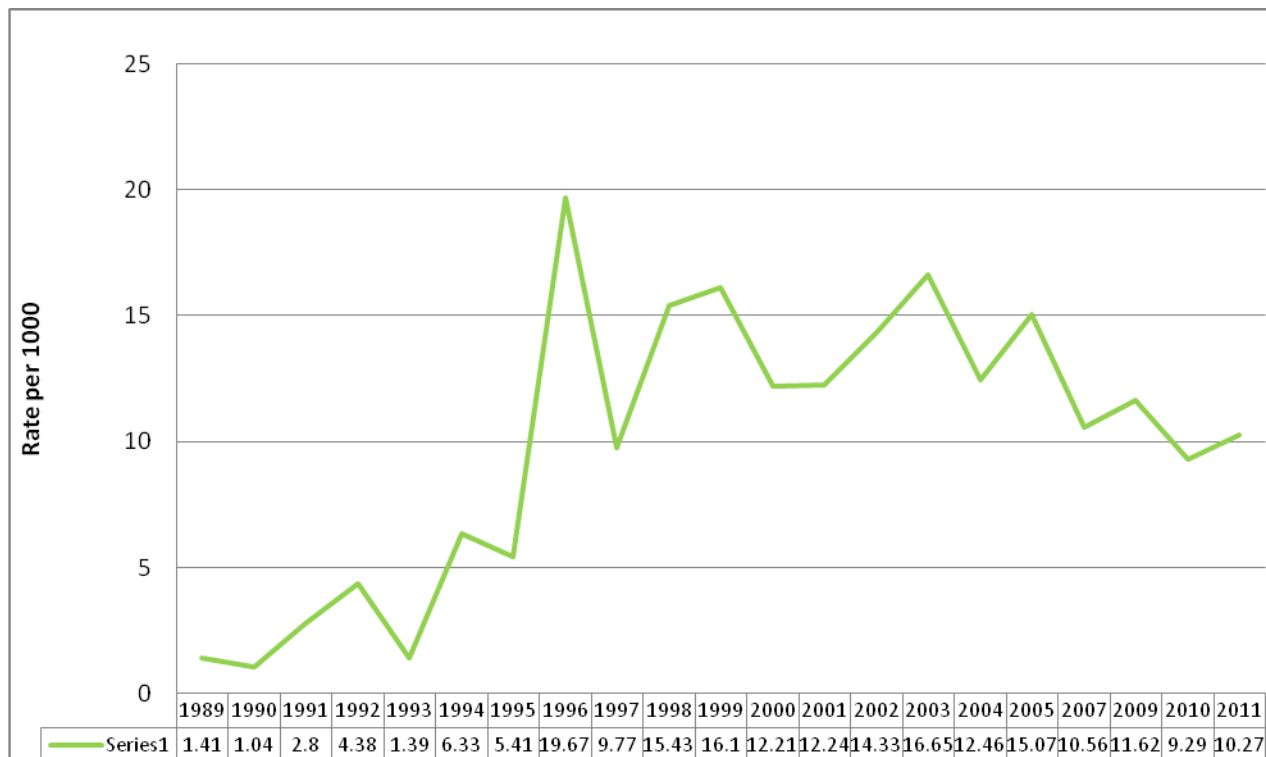
RISK	No. of Persons (%)
Sex with Sex workers	3922 (20.4%)
Crack , Cocaine Use	1221 (6.3%)
STI History	9210 (47%)
IV Drug Use	159 (0.8%)
Multiple Sexual Partners/contacts	Estimated >80%
No high risk behaviour	5302 (27.5%)

Of the 159 cases of IV Drug use reported since 1982, 61(38%) were reported in the period 2008 - 2011. This significant increase in IDU in the last three years might reflect increased coverage among homeless drug users, as well it could indicate an important shift in the modes of transmission of HIV in Jamaica.

**MINISTRY OF HEALTH
NATIONAL HIV/STI PROGRAM
JAMAICA HIV/AIDS EPIDEMIC UPDATE
January to December 2011**

The prevention of Mother To Child Transmission (pMTCT) Programme

Figure 6: HIV Case Rate in ANC attendees, 1989 – 2011



- In 2011, for every one thousand pregnant women attending public antenatal clinics, at least 10 were HIV infected.
- Between 1989 and 1996 the HIV prevalence among antenatal women increased from 0.14% to 1.96%. The prevalence has declined over the last 15 years, with the 2010 and 2011 rates remaining at 1% and below. This overall decline likely reflects the success of Behavior Change strategies among the general population.

TABLE 2: HIV status of ANC clinic attendees by parish, 2010, Jamaica

Parish	Total Tested	Total Positive	Percent Positive (95% C.I.)
Kingston & St Andrew	1501	14	0.93 (0.51 – 1.56)
Manchester	430	1	0.23 (0.01 – 1.29)
St Ann	391	7	1.79 (0.72 – 3.65)
St Catherine	1123	13	1.16 (0.62 – 1.97)
St James	415	4	0.96 (0.26 – 2.45)
Westmoreland	327	4	1.22 (0.33 – 3.10)
Total	4187	43	1.03 (0.74 – 1.38)

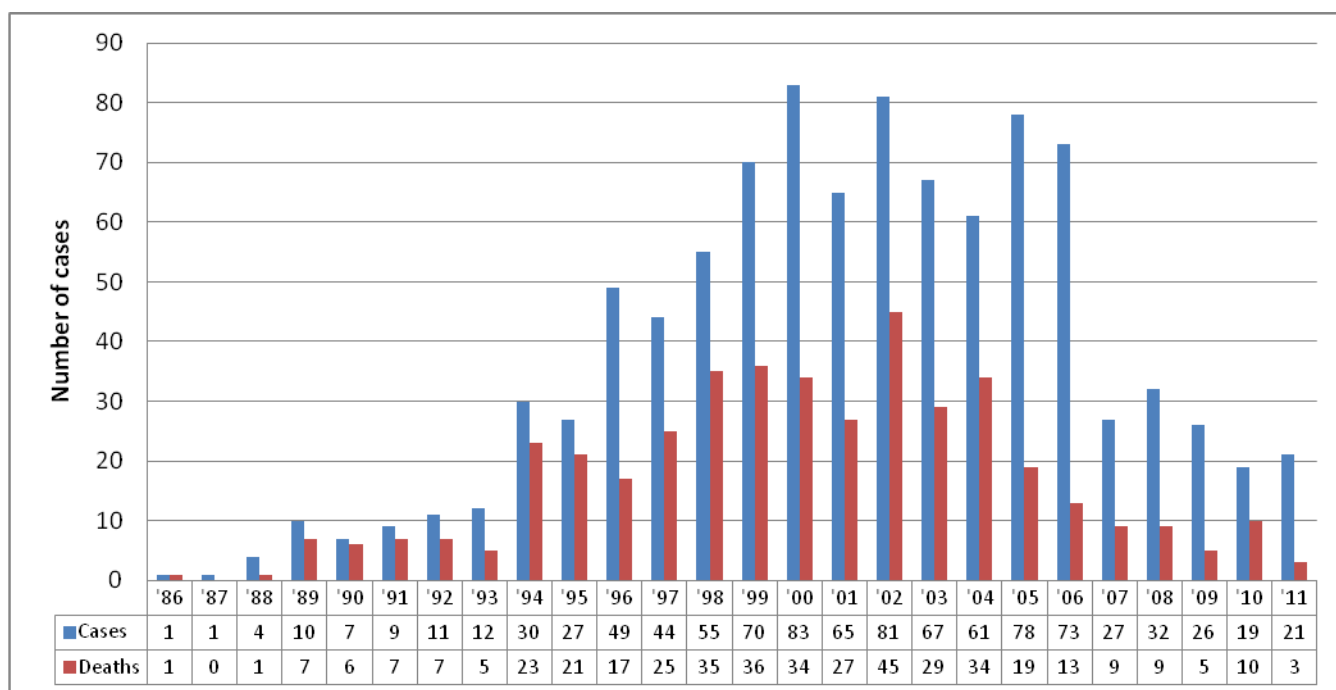
*Survey conducted between April and September 2011

**MINISTRY OF HEALTH
NATIONAL HIV/STI PROGRAM
JAMAICA HIV/AIDS EPIDEMIC UPDATE
January to December 2011**

The implementation of the pMTCT programme in 2004 included routine opt-out testing of antenatal clinic attendees, provision of antiretrovirals (ARV) and access to alternate feeding for HIV-infected women. This has resulted in HIV testing of more than 95% of pregnant women and ARV treatment or prophylaxis for 85% of HIV infected mothers in the public sector in 2010. More than 98% of infants born to HIV infected women in public health sector received ARV for pMTCT.

- In 2011, a total of 21 paediatric AIDS cases (children 0 to 9 years old) were reported compared to 78 paediatric AIDS cases in 2005. This significant decrease reflects the success of the pMTCT programme in reaching HIV-infected women.

Figure 7: Number of Paediatric AIDS Cases and Deaths reported annually, 1982 - 2011



- Three (3) paediatric AIDS deaths were reported in 2011, compared to 34 in 2004. This represents a 91% decrease in the number of paediatric AIDS deaths over this period.
- The transmission of HIV from an HIV-infected mother to the exposed infant is estimated at less than 2% in 2011, compared to 25% in 2002 (prior to the introduction of antiretroviral medication for prevention of mother-to-child transmission (pMTCT)).

**MINISTRY OF HEALTH
NATIONAL HIV/STI PROGRAM
JAMAICA HIV/AIDS EPIDEMIC UPDATE
January to December 2011**

Most-at-risk populations

- Jamaica has features of both a generalized and concentrated HIV epidemic. The prevalence in the general population is estimated at 1.7%, however surveys show higher HIV prevalence in at risk groups.
- Surveillance of STI clinic attendees in 2011, indicate that for every one thousand persons with a sexually transmitted infection, approximately 26 were infected with HIV.

TABLE 3: HIV status of STI clinic attendees by parish 2011 Jamaica

Parish	Total Tested	Total Positive	Percent Positive (95% C.I.)
Kingston & St Andrew	1560	54	3.46 (2.61 – 4.49)
Manchester	447	1	0.22 (0.01 – 1.24)
St Ann	406	11	2.71 (1.36 – 4.80)
St Catherine	1167	27	2.31 (1.53 – 3.35)
St James	432	10	2.31 (1.12 – 4.22)
Westmoreland	340	12	3.54 (1.84 – 6.10)
Total	3979	115	2.64 (2.19 – 3.16)

*Survey conducted between April and September 2011

‡ The HIV prevalence in STI sentinel sites in Manchester may reflect bias in data collection

- 70% of STI attendees tested in the sentinel surveillance were females. This reflects the gender distribution seen in over 10,000-recorded STI clinic visits. 2.29% of females tested positive for HIV compared to 3.4% of male STI attendees.
- A 2012 survey of sex workers found that 4.1% of female sex workers were HIV infected.
- In 2011, a survey of 453 men who have sex with men (MSM) found that approximately 1 out of every 3 MSM was HIV infected.
- A 2006 survey of prison inmates indicated that approximately 3.3% of inmates are HIV positive.

**MINISTRY OF HEALTH
NATIONAL HIV/STI PROGRAM
JAMAICA HIV/AIDS EPIDEMIC UPDATE
January to December 2011**



**FACTS & FIGURES 2011:
DATA TABLES**

**MINISTRY OF HEALTH
NATIONAL HIV/STI PROGRAM
JAMAICA HIV/AIDS EPIDEMIC UPDATE
January to December 2011**

TABLE 1: SUMMARY OF HIV CASES REPORTED BY YEAR AND SEX, 1982 TO 2011

YEAR	MALE (%)	FEMALE (%)	UNKNOWN (%)	TOTAL
1982 to 1995	2123 (63.8)	1171 (35.2)	34 (0.01)	3328
Jan – Dec 1996	577 (59.4)	390 (40.2)	4 (0.4)	971
Jan - Dec 1997	690 (61.5)	430 (38.3)	2 (0.2)	1122
Jan – Dec 1998	633 (59.5)	430 (40.4)	1 (0.1)	1064
Jan – Dec 1999	805 (56.1)	629 (43.8)	2 (0.1)	1436
Jan - Dec. 2000	824 (53.9)	706 (46.1)	0 (0.0)	1530
Jan - Dec. 2001	835 (50.1)	827 (49.6)	5 (0.3)	1667
Jan - Dec. 2002	737 (51.4)	695 (48.5)	1 (0.1)	1433
Jan –Dec 2003	840 (49.9)	844 (50.1)	1 (0.0)	1685
Jan – Dec 2004	860 (46.2)	1003 (53.8)	0 (0.0)	1863
Jan – Dec 2005	884 (45.6)	1053 (54.4)	0 (0.0)	1937
Jan - Dec 2006	1006 (47.4)	1114 (52.5)	1 (0.1)	2121
Jan - Dec 2007	930 (47.8)	1015 (52.1)	2 (0.1)	1947
Jan - Dec 2008	875 (46.8)	993 (53.2)	0 (0.0)	1868
Jan - Dec 2009	835 (48.0)	903 (52.0)	0 (0.0)	1738
Jan - Dec. 2010	803 (51.4)	759 (48.5)	0 (0.0)	1562
Jan – Dec 2011	901 (50.1)	896 (49.9)	0 (0.0)	1797
Total	15159 (52.1)	13858 (47.7)	52(0.2)	29069

**MINISTRY OF HEALTH
NATIONAL HIV/STI PROGRAM
JAMAICA HIV/AIDS EPIDEMIC UPDATE
January to December 2011**

TABLE 2: SUMMARY OF AIDS CASES IN JAMAICA, 1982 to 2011

PERIOD	TOTAL	MALE (%)	FEMALE (%)
1982-1995	1561	982 (62.9)	579 (37.1)
Jan – Dec 1996	491	307 (62.5)	184 (37.5)
Jan - Dec 1997	609	372 (61.1)	237 (38.9)
Jan – Dec 1998	643	410 (63.7)	233 (36.2)
Jan – Dec 1999	892	539 (60.4)	353 (39.5)
Jan - Dec. 2000	903	515 (57.0)	388 (43.0)
Jan - Dec. 2001	939	511 (54.4)	428 (45.6)
Jan - Dec. 2002	989	580 (58.6)	409 (41.4)
Jan –Dec 2003	1070	611 (57.0)	459 (43.0)
Jan – Dec 2004	1112	603 (54.2)	509 (45.8)
Jan – Dec 2005	1344	696 (51.8)	648 (48.2)
Jan - Dec 2006	1186	659 (55.6)	527 (44.4)
Jan - Dec 2007	781	442 (56.6)	339 (43.4)
Jan - Dec 2008	925	525 (56.7)	400 (43.2)
Jan - Dec 2009	909	495 (54.4)	412 (45.6)
Jan - Dec. 2010	935	497 (53.2)	438 (46.8)
Jan - Dec. 2011	975	542 (55.6)	433 (44.4)
Total	16264	9284 (57.1)	6980 (42.9)

**MINISTRY OF HEALTH
NATIONAL HIV/STI PROGRAM
JAMAICA HIV/AIDS EPIDEMIC UPDATE
January to December 2011**

TABLE 3: SUMMARY OF PERSONS WITH ADVANCED HIV* IN JAMAICA, 2005 to 2011

PERIOD	TOTAL	MALE (%)	FEMALE (%)
Cumulative 1982-2011	18276	10067 (55.1)	8209 (44.9)
Jan – Dec 2005	1344	696 (51.8)	648 (48.2)
Jan - Dec 2006	1186	659 (55.6)	527 (44.4)
Jan - Dec 2007	1098	590 (53.7)	508 (46.3)
Jan - Dec 2008	1197	618 (51.6)	579 (48.4)
Jan - Dec 2009	1489	704 (47.3)	785 (52.7)
Jan – Dec 2010	1503	711 (47.3)	792 (52.7)
Jan – Dec 2011	1250	661 (52.9)	589 (47.1)

*In July 2005, the national programme began monitoring cases of advanced HIV (i.e. persons with CD4 counts < 350). Figures reported for AIDS cases between July 2005 and December 2006 included persons with advanced HIV.

**MINISTRY OF HEALTH
NATIONAL HIV/STI PROGRAM
JAMAICA HIV/AIDS EPIDEMIC UPDATE
January to December 2011**

**TABLE 4: SUMMARY OF HIV/AIDS CASES BY PARISH IN JAMAICA, 1982 – DEC 2010
(BY DATE OF REPORTING)**

PARISH	Jan - Dec 2011	1982 – Dec 2011 Cumulative Total	RATE PER 100,000 POPULATION
KINGSTON & ST. ANDREW	525	10512	1570.1
ST. THOMAS	13	482	508.9
PORTLAND	34	633	765.8
ST. MARY	78	941	819.1
ST. ANN	132	2026	1162.5
TRELAWNY	60	756	994.8
ST. JAMES	252	3882	2094.6
HANOVER	51	726	1033.1
WESTMORELAND	125	1542	1058.3
ST. ELIZABETH	52	755	497.1
MANCHESTER	96	973	507.1
CLARENDON	132	1423	574.4
ST. CATHERINE	235	4021	802.7
PARISH NOT KNOWN	12	369	n/a
OVERSEAS ADDRESS	28	28	n/a
TOTAL	1797	29069	1074.3

**MINISTRY OF HEALTH
NATIONAL HIV/STI PROGRAM
JAMAICA HIV/AIDS EPIDEMIC UPDATE
January to December 2011**

TABLE 5. SUMMARY OF AIDS CASES BY PARISH IN JAMAICA, 1982 -2011 (BY DATE OF REPORTING)

PARISH	Jan - Dec 2011	1982 – Dec 2010 Cumulative Total	RATE PER 100,000 POPULATION
KINGSTON & ST. ANDREW	313	6043	902.6
ST. THOMAS	10	271	286.1
PORTLAND	19	329	398.0
ST. MARY	28	494	430.0
ST. ANN	31	973	558.3
TRELAWNY	35	439	577.7
ST. JAMES	122	2397	1293.3
HANOVER	20	406	577.7
WESTMORELAND	85	912	625.9
ST. ELIZABETH	30	434	285.7
MANCHESTER	54	534	278.3
CLARENDON	101	732	295.5
ST. CATHERINE	120	2255	450.2
PARISH NOT KNOWN	7	33	n/a
OVERSEAS ADDRESS		12	n/a
TOTAL	975	16264	601.1

**MINISTRY OF HEALTH
NATIONAL HIV/STI PROGRAM
JAMAICA HIV/AIDS EPIDEMIC UPDATE
January to December 2011**

TABLE 6: SUMMARY OF AIDS DEATHS IN JAMAICA, 1982 – DEC 2011

PERIOD	TOTAL	MALE (%)	FEMALE (%)
1983 - Dec 2011	8498	5117 (60.2)	3381 (39.8)
Jan – Dec 2000	617	358 (58.1)	259 (41.9)
Jan -Dec. 2001	588	329 (56.0)	259 (44.0)
Jan -Dec. 2002	692	406 (58.7)	286 (41.3)
Jan - Dec 2003	650	381 (58.6)	269 (41.4)
Jan - Dec 2004	665	377 (56.6)	288 (43.3)
Jan – Dec 2005	514	310 (60.3)	204 (39.7)
Jan – Dec 2006	432	262 (60.6)	170 (39.4)
Jan - Dec 2007	320	201 (62.8)	119 (37.2)
Jan - Dec 2008	401	236 (58.9)	165 (41.1)
Jan - Dec 2009	378	234 (61.9)	144 (38.1)
Jan – Dec 2010	333	197 (59.2)	136 (40.8)
Jan – Dec 2011	393	234 (59.5)	159 (40.5)

**MINISTRY OF HEALTH
NATIONAL HIV/STI PROGRAM
JAMAICA HIV/AIDS EPIDEMIC UPDATE
January to December 2011**

**TABLE 7: SUMMARY OF AIDS DEATH BY PARISH IN JAMAICA, 1982 – DEC 2011
(BY DATE OF REPORTING)**

PARISH	January - Dec 2011	1982 – Dec 2011 Cumulative Total
KINGSTON & ST. ANDREW	149	3277
ST. THOMAS	4	112
PORTLAND	6	167
ST. MARY	16	304
ST. ANN	10	379
TRELAWNY	8	246
ST. JAMES	71	1391
HANOVER	10	247
WESTMORELAND	35	532
ST. ELIZABETH	16	234
MANCHESTER	20	248
CLARENDON	10	239
ST. CATHERINE	37	1099
PARISH NOT KNOWN	1	17
OVERSEAS ADDRESS		6
TOTAL	393	8498

**MINISTRY OF HEALTH
NATIONAL HIV/STI PROGRAM
JAMAICA HIV/AIDS EPIDEMIC UPDATE
January to December 2011**

TABLE 8: SUMMARY OF PAEDIATRIC AIDS CASES (AGE 0 - 9 YEARS), 1986 – Dec 2011

PERIOD	TOTAL	MALE	(%)	FEMALE	(%)
1986- Dec 2011	963	515	(53.4)	448	(45.8)
Jan- Dec 2000	83	49	(59.0)	34	(41.0)
Jan - Dec. 2001	65	39	(60.0)	26	(40.0)
Jan - Dec. 2002	81	37	(45.7)	44	(54.3)
Jan – Dec 2003	67	36	(53.7)	31	(46.3)
Jan-Dec 2004	61	29	(47.5)	32	(42.5)
Jan – Dec 2005	78	42	(53.8)	36	(46.2)
Jan – Dec 2006	73	37	(50.7)	36	(49.3)
Jan - Dec 2007	27	14	(51.9)	13	(48.1)
Jan - Dec 2008	32	19	(59.4)	13	(40.6)
Jan - Dec 2009	26	17	(65.4)	9	(34.6)
Jan – Dec 2010	19	10	(52.6)	9	(47.4)
Jan – Dec 2011	21	15	(71.4)	6	(28.6)

**MINISTRY OF HEALTH
NATIONAL HIV/STI PROGRAM
JAMAICA HIV/AIDS EPIDEMIC UPDATE
January to December 2011**

**TABLE 9: SUMMARY OF PAEDIATRIC AIDS CASES BY PARISH IN JAMAICA (BY DATE OF REPORTING),
1986 – DEC 2011**

PARISH	Cumulative Total	RATE PER 100,000 POPULATION 2006 Est. STATIN 0-9 age group
KINGSTON & ST. ANDREW	388	292.3
ST. THOMAS	28	133.2
PORTLAND	15	84.1
ST. MARY	29	115.9
ST. ANN	35	94.1
TRELAWNY	14	85.7
ST. JAMES	128	326.4
HANOVER	17	114.0
WESTMORELAND	38	121.1
ST. ELIZABETH	24	77.4
MANCHESTER	37	93.4
CLARENDON	53	94.4
ST. CATHERINE	153	145.3
PARISH NOT KNOWN	3	n/a
OVERSEAS ADDRESS	1	n/a
TOTAL	963	169.6

**MINISTRY OF HEALTH
NATIONAL HIV/STI PROGRAM
JAMAICA HIV/AIDS EPIDEMIC UPDATE
January to December 2011**

TABLE 10: SUMMARY OF PAEDIATRIC AIDS DEATH, 1986 -2011

PERIOD	TOTAL	MALE (%)	FEMALE (%)
1986 - Dec 2011	428	220 (51.4)	208 (48.6)
Jan – Dec 2000	34	20 (58.8)	14 (41.2)
Jan - Dec. 2001	27	14 (51.9)	13 (48.1)
Jan - Dec. 2002	45	22 (48.9)	23 (51.1)
Jan - Dec 2003	29	17 (58.6)	12 (41.4)
Jan - Dec 2004	34	17 (50.0)	17 (50.0)
Jan – Dec 2005	19	12 (63.2)	7 (36.8)
Jan – Dec 2006	13	11 (84.6)	2 (15.4)
Jan - Dec 2007	9	4 (44.4)	5 (55.6)
Jan - Dec 2008	9	4 (44.4)	5 (55.6)
Jan - Dec 2009	5	3 (60.0)	2 (40.0)
Jan – Dec 2010	10	8 (80.0)	2 (20.0)
Jan – Dec 2011	3	2 (66.7)	1 (33.3)

**MINISTRY OF HEALTH
NATIONAL HIV/STI PROGRAM
JAMAICA HIV/AIDS EPIDEMIC UPDATE
January to December 2011**

TABLE 11: SUMMARY OF AIDS CASES* BY 5-YEAR AGE GROUPS 1986 – DEC 2011, JAMAICA

AGE GROUP	MALE	FEMALE	TOTAL
00 to 4	353	297	650
05 to 9	162	151	313
10 to 14	19	23	42
15 to 19	42	170	212
20 to 24	378	581	959
25 to 29	941	1090	2031
30 to 34	1390	1152	2542
35 to 39	1597	1063	2660
40 to 44	1363	834	2197
45 to 49	1065	592	1657
50 to 54	777	359	1136
55 to 59	525	262	787
60 to 64	306	176	482
65 to 69	151	93	244
70 to 74	76	49	125
75 to 79	32	25	57
80 to 84	7	11	18
85 to 89	3	3	6
90 to 94	0	1	1
Unknown	97	48	145
<i>Total</i>	9284	6980	16264

TABLE 12: ADULT HIV CASES BY SEXUAL PRACTICES (1982 – DEC 2011 CUMULATIVE)¹

SEXUAL PRACTICE CATEGORY	MALE (%)	FEMALE (%)	UNKNOWN	TOTAL
Bisexual Male	595 (4.2)	-	-	595
Heterosexual	6975 (48.6)	13116 (99.9)	-	20091
Homosexual Male	494 (3.4)	-	-	494
Unknown	6281 (43.8)	10 (0.1)	31	6322
Total	14345	13126	31	27502**

**31 reported as Unknown Gender

**MINISTRY OF HEALTH
NATIONAL HIV/STI PROGRAM
JAMAICA HIV/AIDS EPIDEMIC UPDATE
January to December 2011**

TABLE 13: REPORTED RISK BEHAVIOURS AMONG ADULTS WITH HIV (1982 – DEC 2011 CUMULATIVE)

N=19233

RISK	No. of Persons (%)
Sex with Sex workers	3922 (20.4%)
Crack , Cocaine Use	1221 (6.3%)
STI History	9210 (47%)
IV Drug Use	159 (0.8%)
Multiple Sexual Partners/contacts	Estimated >80%
No high risk behaviour	5302 (27.5%)

***10 Cases reported with history of IV Drug Use in 2011**

TABLE 14: HIV STATUS OF PREGNANT WOMEN BY PARISH 2011, JAMAICA

Parish	Total Tested	Total Positive	Percent Positive (95% C.I.)
Kingston & St Andrew	1501	14	0.93 (0.51 – 1.56)
Manchester	430	1	0.23 (0.01 – 1.29)
St Ann	391	7	1.79 (0.72 – 3.65)
St Catherine	1123	13	1.16 (0.62 – 1.97)
St James	415	4	0.96 (0.26 – 2.45)
Westmoreland	327	4	1.22 (0.33 – 3.10)
Total	4187	43	1.03 (0.74 – 1.38)

*Survey conducted between April and September 2011

**MINISTRY OF HEALTH
NATIONAL HIV/STI PROGRAM
JAMAICA HIV/AIDS EPIDEMIC UPDATE
January to December 2011**

TABLE 15: HIV STATUS OF STI CLINIC ATTENDEES BY PARISH 2011, JAMAICA

Parish	Total Tested	Total Positive	Percent Positive (95% C.I.)
Kingston & St Andrew	1560	54	3.46 (2.61 – 4.49)
Manchester	447	1	0.22 (0.01 – 1.24)
St Ann	406	11	2.71 (1.36 – 4.80)
St Catherine	1167	27	2.31 (1.53 – 3.35)
St James	432	10	2.31 (1.12 – 4.22)
Westmoreland	340	12	3.54 (1.84 – 6.10)
Total	3979	115	2.64 (2.19 – 3.16)

*Survey conducted between April and September 2011

Jamaica HIV/AIDS Update prepared by: Monitoring & Evaluation Unit
Reference: Ministry of Health, National HIV/STI Programme, Jamaica
AIDS Report 2011, Kingston Jamaica,
Released on November 23, 2011
Website www.nhpjamaica.org
Helpline telephone #s 967-3830, 967-3764
Toll free 1-888-991-4444